


P2SC-ROB-WR-611 - 20211206	P2SC Weekly report	
Period covered: Date: Written by: Approved by:	Mon Dec 06 to Sun Dec 12, 2021 14 Dec 2021 Laurence Wauters Marie Dominique	Royal Observatory of Belgium - PROBA2 Science Center
To:	LYRA PI, marie.dominique@sidc.be SWAP PI, elke.dhuys@sidc.be	https://proba2.sidc.be ++ 32 (0) 2 3730559
cc:	ROB DIR, ronald@oma.be ESA Redu, Rene.Wittmann@esa.int and Marcus.De.Deus.Silva@esa.int ESA D/SRE, Joe.Zender@esa.int ESA D/TEC, Juha-Pekka.Luntama@esa.int and Melanie.Heil@esa.int	

1. Science

Solar & Space weather events

The level of solar activity¹ fluctuated between **very low and low** this week.

Only M- and X-flares are mentioned, the most energetic one(s) per day are presented in **bold**:

	Monday 06 Nov	Tuesday 07 Nov	Wednesday 08 Nov	Thursday 09 Nov	Friday 10 Nov	Saturday 11 Nov	Sunday 12 Nov
Activity	low	very low	very low	very low	very low	very low	low
Flares	-	-	-	-	-	-	-

¹ See appendix. All timings are given in UT.

Solar Activity

Solar flare activity fluctuated from very low to low during the week.

In order to view the activity of this week in more detail, we suggest to go to the following website from which all the daily (normal and difference) movies can be accessed: <https://proba2.oma.be/ssa>


This page also lists the recorded flaring events.

A weekly overview movie can be found [here](#) (SWAP week 611).

Details about some of this week's events can be found further below.


If any of the linked movies are unavailable they can be found in the P2SC movie repository [here](#)

Monday Dec 06



The largest flare of the week, a C1.3 flare, occurred in the north-west region of the Sun, in the active region NOAA 2902 around 6:22 UT - SWAP image


Find a movie of the events [here](#) (SWAP movie)



Flows were observed in the South in Eastern Hemisphere. They were associated to a B9.6 flare that originated from the active region NOAA 2904 around 7:55 UT - SWAP image

Find a movie of the events [here](#) (SWAP movie)

Sunday Dec 12



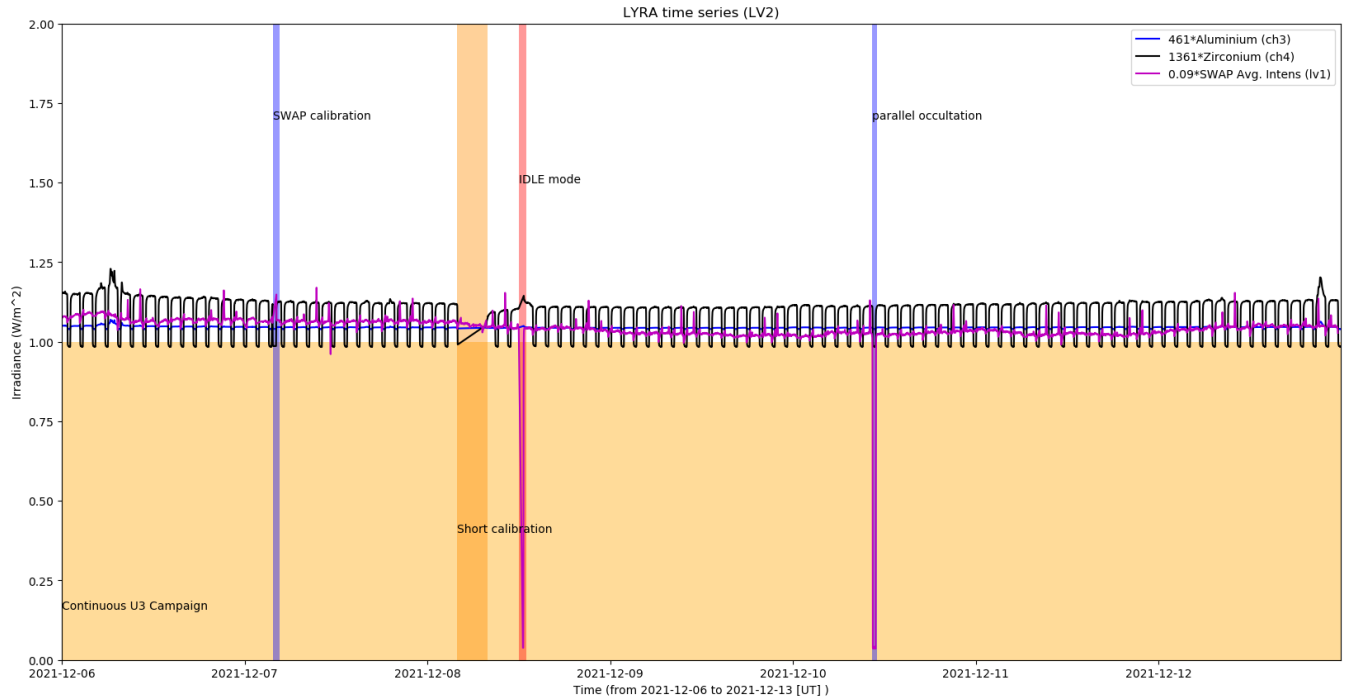
**A C1.2 flare occurred on the South West limb of the solar disk around 21:11 UT, as seen on the
SWAP image above**

Find a movie of the events [here](#) (SWAP movie)

An overview of the weekly LYRA & SWAP data is provided below:

The following curves are visible:

- black: Zirconium Channel LYRA Unit 2
- blue: Aluminium Channel of LYRA Unit 2
- purple: SWAVINT (SWAP Average Intensity; integrated solar intensity per SWAP image pixel)



Operations and Calibrations:

The blue shaded periods related to SWAP, correspond to, from left to right:

- Bi-weekly calibration, 2021-Dec-07
- SWAP/LYRA parallel occultation, 2021-Dec-10

The orange shaded periods related to LYRA correspond to, from left to right:

- Continuous Unit 3 campaign
- Short calibration, 2021-Dec-08

The red shaded periods related to other issues corresponds to:

- Idle mode (the idle mode for SWAP and LYRA was scheduled on 2021-Dec-07 for the 2021-Dec-08 due to a foreseen collision debris avoidance manoeuvre of PROBA2. Finally the alert was dismissed. Nevertheless, the IOS and LYIOS were sent too late to avoid the idle mode.)

2. LYRA instrument status

IOS

Start IOS	Mon Dec 06 2021	LYIOS00919
End IOS	Sun Dec 12 2021	LYIOS00923

LYRA detector temperature

LYRA detector 2 temperature globally varied between 41.56 and 46.58 °C.

3. SWAP instrument status

MCPM errors

The number of MCPM recoverable errors increased from 24728 to 24836.

The number of MCPM unrecoverable errors remained at 3135.

IOS

Start IOS	Mon Dec 06 2021	IOS01009
End IOS	Sun Dec 12 2021	IOS01014

SWAP detector temperature

The SWAP Cold Finger Temperature globally varied between -4.17 and -1.45 °C.

4. PROBA2 Science Center Status

The following changes were made to the P2SC:

- None.

5. Data reception & discussions with MOC

Passes

The delivery of the passes for this week (passes 39437 to 39495) was nominal, except for:

- None.

Data coverage HK

All HK data files (LYRA_AD) have been received, except:

- None.

Data coverage SWAP

All SWAP Science data files (BINSWAP) have been received, except:

- None.

Total number of images between 2021 Dec 06 00:00 UT and 2021 Dec 13 00:00 UT: 4448

Highest cadence in this period: 18 seconds

Average cadence in this period: 135.65 seconds

Number of image gaps larger than 300 seconds: 174

Largest data gap: 32.07 minutes

Data coverage LYRA

All LYRA Science data files (BINLYRA) have been received, except:

- None

6. APPENDIX: Frequently used acronyms

ADPMS	Advanced Data and Power Management System
AOCS	Attitude and Orbit Control System
APS	Active Pixel image Sensor
ASIC	Application Specific Integrated Circuit
BBE	Base Band Equipment
CME	Coronal Mass Ejection
COGEX	Cool Gas Generator Experiment
CRC	Cyclic Redundancy Check
DAC	Data Acquisition Controller
DBR	Deployment, backup & recovery
DDA	Decommutated data archive
ESP	Experimental Solar Panel
FITS	Flexible Image Transport System
FOV	Field Of View FPA Focal Plane Assembly
FPGA	Field Programmable Gate Arrays
GPS	Global Positioning System
HK	Housekeeping
IOS	Instrument Operations Sheet
LED	Light Emitting Diode
LYRA	LYman alpha RAdiometer
LYTMR	LYRA Telemetry Reformatter (software module of P2SC)
LYEDG	LYRA Engineering Data Generator (software module of P2SC)
MCPM	Mass Memory, Compression and Packetisation Module
MOC	Mission Operation Center
NDR	Non Destructive Readout
OBSW	On board Software
PI	Principal Investigator
P2SC	PROBA2 Science Center
ROB	Royal Observatory of Belgium
SAA	South Atlantic Anomaly
SEU	Single Event Upset
SoFAST	Solar Feature Automated Search Tool
SWAP	Sun Watcher using APS detector and image Processing
SWAVINT	SWAP AVerage INTensity
SWBSDG	SWAP Base Science Data Generator
SWEDG	SWAP Engineering Data Generator (software module of P2SC)
SWTMR	SWAP Telemetry Reformatter (software module of P2SC)
TBC	To Be Confirmed
TBD	To Be Defined
TC	Telecommand
UTC	Coordinated Universal Time
UV	Ultraviolet
VFC	Voltage to Frequency Converter

7. APPENDIX Solar Activity Definitions

In the science section we use the following solar activity standards.

The standard scale for solar activity is:

- very low (almost no flares, only B)
- low (a few C flares)
- moderate (many C flares and at least an M flare)
- high (several M flares and an X flare)
- very high (continuous background of C flares, numerous M flares, more than one X flare)